






Meridian Finance and Investment Limited
Balance Sheet
As at 31 December 2024

Particulars	Notes	Amount In Taka	
		31 December 2024	31 December 2023
PROPERTY AND ASSETS			
Cash	3		
In hand (including foreign currencies)	3.01	150,000	150,000
Balance with Bangladesh Bank and its agent (including foreign currencies)	3.02	20,118,946	23,651,520
		20,268,946	23,801,520
Balance with Other Banks and Financial Institutions	4		
Inside Bangladesh		245,952,791	500,901,701
Outside Bangladesh		-	-
		245,952,791	500,901,701
Money at call and short notice	5	352,183,940	307,183,940
Investments	6		
Government securities		-	-
Other investments		133,648,094	167,648,094
		133,648,094	167,648,094
Leases, loans and advances	7		
Loans, cash credit, overdraft and leases etc.		3,157,848,302	3,222,729,874
Bills purchased and discounted		-	-
		3,157,848,302	3,222,729,874
Fixed Assets including Land, Building, Furniture & Fixtures	8	53,483,362	24,769,761
Other assets	9	228,200,273	181,281,800
Non-business assets		-	-
TOTAL PROPERTY AND ASSETS		4,191,585,708	4,428,316,690
LIABILITIES AND CAPITAL			
Liabilities			
Borrowings from Other banks, financial institutions and agents	10	193,172,219	272,965,556
Deposits & other accounts	11		
Current deposits and other accounts etc.		-	-
Bills payable		-	-
Savings bank deposits		-	-
Term deposits	11.01	2,217,775,463	2,285,437,552
Bearer certificate of deposits		-	-
Other deposits	11.02	104,569,998	123,297,249
		2,322,345,461	2,408,734,801
Other liabilities	12	2,022,296,862	1,366,120,926
Total liabilities		4,537,814,542	4,047,821,283
Capital/Shareholders' Equity			
Paid up Capital	13	1,200,000,000	1,200,000,000
Statutory reserve	14	71,251,616	71,251,616
Retained earnings	15	(1,617,480,450)	(890,756,209)
		(346,228,834)	380,495,407
TOTAL LIABILITIES AND SHAREHOLDERS' EQUITY		4,191,585,708	4,428,316,690


The accompanying notes from 1 to 36 are an integral part of these financial statements.

Kazi M Aminul Islam **Ms. Ruba Ahmed** **Abul Kalam Azad** **Quazi Nizam Ahmed** **Md. Ashraf-Ur-Rahman**
Chairman Director Director Managing Director Company Secretary

Signed in terms of our separate report of even date

Place : Dhaka, Bangladesh
Date : 30 June 2025
DVC : 2506300151AS895706


Pinaki Das FCA
Senior Partner
ICAB Enrollment No: 151
FRC Enlistment No.: CA-001-133
Pinaki & Company
Chartered Accountants
FRC Firm Enlistment No.: CAF-001-113


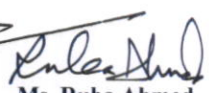
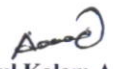
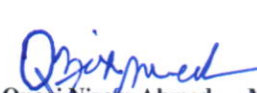

Meridian Finance and Investment Limited

Balance Sheet

As at 31 December 2024

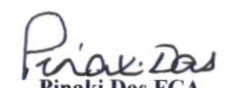
Particulars	Notes	Amount In Taka	
		31 December 2024	31 December 2023
OFF-BALANCE SHEET ITEMS			
Contingent liabilities		-	-
Acceptances and endorsements		-	-
Letter of guarantee		-	-
Irrevocable letters of credit		-	-
Bill for collection		-	-
Other contingent liabilities		-	-
Other commitments			
Documentary credits and short term trade-related transactions		-	-
Forward assets purchased and forward deposits placed		-	-
Undrawn note issuance and revolving underwriting facilities		-	-
Undrawn formal standby facilities, credit lines		-	-
Undisbursed contracted loans and leases		-	-
		-	-
Total off-balance sheet items including contingent liabilities		-	-
Net Asset Value (NAV) per share		-2.89	3.17

The accompanying notes from 1 to 36 are an integral part of these financial statements.

 **Kazi M Aminul Islam** Chairman
 **Ms. Ruba Ahmed** Director
 **Abul Kalam Azad** Director
 **Quazi Nizam Ahmed** Managing Director
 **Md. Ashraf-Ur-Rahman** Company Secretary

Signed in terms of our separate report of even date

Place : Dhaka, Bangladesh
Date : 30 June 2025
DVC : 2506300151AS895706


Pinaki Das FCA
 Senior Partner
 ICAB Enrollment No: 151
 FRC Enlistment No.: CA-001-133
Pinaki & Company
 Chartered Accountants
 FRC Firm Enlistment No.: CAF-001-113






Meridian Finance and Investment Limited

Profit and Loss Account

For the year ended 31 December 2024

Particulars	Notes	Amount in Taka	
		01 January 2024 To 31 December 2024	01 January 2023 To 31 December 2023
Interest income	16	254,691,464	238,351,899
Interest on deposits and borrowings etc.	17	260,358,046	230,037,457
Net interest income		(5,666,582)	8,314,442
Income from investment	18	10,075,641	12,851,917
Commission, exchange and brokerage	19	-	-
Other operating income	20	5,930,207	5,384,198
Total operating income		10,339,266	26,550,558
Salary and allowances	21	81,664,156	80,924,464
Rent, taxes, insurance, electricity etc.	22	3,886,840	3,824,072
Legal and professional fees	23	296,943	1,233,392
Postage, stamp, telecommunication etc.	24	1,131,197	1,166,732
Stationery, printing, advertisement etc.	25	745,834	966,558
Managing Director's salary and allowance	26	7,239,330	7,291,000
Directors' fees	27	500,500	873,889
Auditors' fees	28	368,000	304,750
Charges on loan losses		-	-
Depreciation and repair of Company's assets	29	14,299,505	16,100,411
Other expenses	30	10,421,006	15,119,799
Total operating expenses		120,553,311	127,805,066
Profit before provision		(110,214,046)	(101,254,509)
Provisions for leases, loans & investments	31		
Provision for leases, loans and advances		292,593,810	507,197,052
Provision for diminution in value of investments		7,906,606	(1,074,957)
Other provisions		312,909,984	47,798,463
		613,410,400	553,920,558
Profit before tax and reserve		(723,624,445)	(655,175,067)
Provision for taxation	32		
Current tax expense/ (income)		1,986,324	2,444,372
Deferred tax expense/ (income)		1,113,472	(243,428)
		3,099,796	2,200,945
Net profit/(loss) after taxation		(726,724,241)	(657,376,011)
Appropriations:			
Statutory reserve		-	-
Retained earnings		(726,724,241)	(657,376,011)
Dividend		-	-
		(726,724,241)	(657,376,011)
Earning Per Share (EPS)		(6.06)	(5.48)

The accompanying notes from 1 to 36 are an integral part of these financial statements.

 **Kazi M Aminul Islam**
Chairman
  **Ms. Ruba Ahmed**
Director
  **Abul Kalam Azad**
Director
  **Quam Nizam Ahmed**
Managing Director
  **Md. Ashraf-Ur-Rahman**
Company Secretary

Signed in terms of our separate report of even date annexed.


Pinaki Das FCA

Senior Partner

ICAB Enrollment No: 151

FRC Enlistment No.: CA-001-133

Pinaki & Company

Chartered Accountants

FRC Firm Enlistment No.: CAF-001-113

Place : Dhaka, Bangladesh

Date : 30 June 2025

DVC : 2506300151AS895706


Meridian Finance and Investment Limited


Cash Flow Statement

For the year ended 31 December 2024


SL. No.	Particulars	Amount in Taka	
		01 January 2024 To 31 December 2024	01 January 2023 To 31 December 2023
A)	Cash flows from operating activities		
	Interest received	215,738,204	195,867,743
	Interest paid	(251,609,242)	(244,923,264)
	Dividend received	10,242,339	12,066,117
	Fees and commission received	5,930,207	5,384,198
	Income from investment	288,042	1,260,111
	Cash paid to employees (including directors)	(88,043,053)	(90,403,766)
	Cash paid to suppliers & Others (including office rent)	(32,053,351)	(22,728,260)
	Income taxes paid	(8,017,715)	(4,944,739)
	Paid for other operating activities	(9,529,878)	(13,102,432)
	Cash generated from operating activities before changes in operating assets and liabilities	(157,054,447)	(161,524,291)
	Increase/ (decrease) in operating assets & liabilities		
	Loans and advances to customers	100,008,661	680,873,213
	Other assets	(1,955,942)	887,726
	Deposits from customers	(86,389,339)	(256,897,874)
	Other liabilities	7,638,445	169,635
	Net cash from operating activities	19,301,825	425,032,700
		(137,752,622)	263,508,409
B)	Cash flows from investing activities		
	Changes in investment in securities	34,000,000	32,212,034
	Money at call and short notice	(45,000,000)	-
	Purchase of property, plant and equipment	(951,504)	(1,472,777)
	Net cash used in investing activities	(11,951,504)	30,739,257
C)	Cash flows from financing activities		
	Receipt of Term Loan, OD and REPO	(108,777,358)	(108,116,327)
	Dividend paid	-	-
	Net cash used in financing activities	(108,777,358)	(108,116,327)
D)	Net increase/ (decrease) in cash & cash equivalents (A+B+C)	(258,481,484)	186,131,339
E)	Opening cash and cash equivalents	524,703,221	338,571,882
F)	Closing cash and cash equivalents (D+E)*	266,221,737	524,703,221
	* Closing cash and cash equivalents		
	Cash in hand	150,000	150,000
	Balance with Bangladesh Bank and its agent bank(s)	20,118,946	23,651,520
	Balance with other Banks and Financial Institutions	245,952,791	500,901,701
		266,221,737	524,703,221


The accompanying notes from 1 to 36 are an integral part of these financial statements.


Kazi M Aminul Islam
Chairman


Ms. Ruba Ahmed
Director


Abul Kalam Azad
Director


Quazi Nizam Ahmed
Managing Director


Md. Ashraf-Ur-Rahman
Company Secretary



Meridian Finance and Investment Limited
Statement of Changes in Equity
For the year ended 31 December 2024

Amount in Taka


Particulars	Paid-up Capital	Statutory Reserve	Retained Earnings	Total
Balance as on 01 January 2024	1,200,000,000	71,251,616	(890,756,209)	380,495,407
Net profit /(loss) for the year	-	-	(726,724,241)	(726,724,241)
Issue of share capital during the year	-	-	-	-
Appropriation to statutory reserve	-	-	-	-
Cash dividend	-	-	-	-
Balance as on 31 December 2024	1,200,000,000	71,251,616	(1,617,480,450)	(346,228,834)


Meridian Finance and Investment Limited
Statement of Changes in Equity
For the year ended 31 December 2023

Amount in Taka

Particulars	Paid-up Capital	Statutory Reserve	Retained Earnings	Total
Balance as on 01 January 2023	1,200,000,000	71,251,616	(233,380,198)	1,037,871,418
Net profit /(loss) for the year	-	-	(657,376,011)	(657,376,011)
Issue of share capital during the year	-	-	-	-
Appropriation to statutory reserve	-	-	-	-
Cash dividend	-	-	-	-
Balance as on 31 December 2023	1,200,000,000	71,251,616	(890,756,209)	380,495,407

The accompanying notes from 1 to 36 are an integral part of these financial statements.


Kazi M Aminul Islam
Chairman


Ms. Ruba Ahmed
Director


Abul Kalam Azad
Director


Quazi Nizam Ahmed
Managing Director


Md. Ashraf-Ur-Rahman
Company Secretary



Meridian Finance and Investment Limited
Liquidity Statement
As at 31 December 2024

Amount in Taka

Particulars	Not more than 1 month term	1-3 months term	3-12 months term	1-5 years term	above 5 years term	Total
Assets						
Cash in hand (including foreign currencies)	150,000	-	-	-	-	150,000
Balance with Bangladesh Bank and its agent	973,475	-	-	-	19,145,471	20,118,946
Balance with banks and financial institutions	39,952,791	206,000,000	-	-	-	245,952,791
Money at call and short notice	45,000,000	-	-	-	-	352,183,940
Investments	-	-	39,295,944	74,677,962	307,183,940	133,648,094
Leases, Loans and advances	292,872,344	594,435,695	765,738,742	1,281,511,940	19,674,188	3,157,848,302
Fixed assets including land, building, furniture and fixtures	-	-	-	-	53,483,362	53,483,362
Other assets	4,430,355	10,298,172	39,790,065	112,579,149	61,102,531	228,200,273
Non-banking assets	-	-	-	-	-	-
Total Assets	383,378,966	810,733,867	844,824,752	1,468,769,051	683,879,073	4,191,585,708
Liabilities						
Borrowing from other banks, financial institutions and agents	56,601,494	16,685,351	29,876,983	59,992,641	30,015,751	193,172,219
Deposits	301,241,557	631,722,159	466,106,064	428,137,425	390,568,258	2,217,775,463
Other accounts	2,790,209	5,614,468	36,936,554	35,750,242	23,478,525	104,569,998
Provision and other liabilities	45,784,524	104,709,933	264,278,421	1,037,735,736	569,788,247	2,022,296,862
Total Liabilities	406,417,784	758,731,911	797,198,022	1,561,616,044	1,013,850,782	4,537,814,542
Net Liquidity Surplus/(Gap) 2024	(23,038,818)	52,001,956	47,626,730	(92,846,993)	(329,971,709)	(346,228,834)
Net Liquidity Surplus/(Gap) 2023	229,451,693	(241,107,662)	88,387,695	26,699,200	277,064,480	380,495,407

